

KSCST 47TH SERIES: YEAR 2023-2024 STUDENT PROJECT PROPOSAL

PROJECT REPORT

SUBMITTED TO

KARNATAKA STATE COUNCIL FOR SCIENCE AND TECHNOLOGY

GOVT. OF KARNATAKA

PROJECT PROPOSAL REFERENCE NO. : 47S_MCA_0037

PROJECT PROPOSAL TITLE : NATURE NEXUS: EMBRACING
PARENTHOOD IN THE HEART OF NATURE

NAME OF THE COLLEGE : NEW HORIZON COLLEGE OF ENGINEERING

DEPARTMENT : MASTER OF COMPUTER APPLICATIONS

NAME OF THE STUDENTS : 1) Miss. PRIYANKA IMAGOUDANAVAR
2) Mr. PRATHITH
3) Miss. S. ROSHINI
4) Miss. RIMPA SAMANTHA

NAME OF THE GUIDE : 1) Dr. N. MITHILI DEVI
2) Dr. V. ASHA

KEYWORDS : PYTHON, HOOSPITAL, SURROGACY,
CENTRALIZED PLATFORM.



NEW HORIZON COLLEGE OF ENGINEERING

Autonomous College Permanently Affiliated to VTU, Approved by AICTE & UGC
Accredited by NAAC with 'A' Grade, Accredited by NBA

Ring Road, Near Marathahalli,
Bangalore – 560 103

DEPARTMENT OF MASTER OF COMPUTER APPLICATIONS

CERTIFICATE

This is to certify that PRIYANKA IMAGOUDANAVAR, PRATHITH, S
ROSHINI, RIMPA SAMANTHA have successfully completed the KSCST
student project titled **NATURE NEXUS: EMBRACING PARENTHOOD
IN THE HEART OF NATURE** under the supervision of Dr. N. MITHILI
DEVI and Dr. V. ASHA, Department of MCA in the academic year
2023-2024. This project/report has not been submitted to any other
Organization/University for any award of degree.

Signature of Student(s)

Signature of the Guide(s)

Head of the Department



Principal
Principal

New Horizon College of Engineering
Ring Road, Bellandur Post
Bangalore – 560 103

TABLE OF CONTENTS

Chapter No.	Title	Page No
	ABSTRACT	(i)
1	INTRODUCTION	
1.1	General Introduction	1
1.2	Project Description	2
1.3	Existing System	2
1.4	Proposed System	2
1.5	Methodology Used	3
2	REVIEW OF LITERATURE	
2.1	Review – Summary	4
3	SYSTEM CONFIGURATION	
3.1	Hardware requirements	5
3.2	Software requirements	5
4	MODULE DESCRIPTION	
4.1	Modules	6
5	SYSTEM DESIGN	
5.1	Data Flow Diagrams	8
5.2	Use Case Diagram	9
6	SYSTEM IMPLEMENTATION	
6.1	Implementation	10
6.2	Screenshots	17

7 7.1	SYSTEM TESTING	21
8 8.1 8.2	RESULT AND DISCUSSION Conclusion Future Enhancement	23 23
9 9.1 9.2	REFERENCES Text reference Web reference	24 24

ABSTRACT

Surrogacy has emerged as a profound solution for individuals and parents facing challenges in starting or expanding their families. Our website serves as a comprehensive guide and resource hub for all aspects of the surrogacy journey. We provide expert information on the various types of surrogacy arrangements, including traditional and gestational surrogacy, alongside detailed insights into legal, medical, and ethical considerations. Our platform offers a supportive community where intended parents, surrogates, and professionals can connect, share experiences, and find guidance.

From initial decision-making to post-surrogacy support, our website offers valuable resources, including articles, FAQs, success stories, and practical tools to navigate every stage of the surrogacy process with confidence and clarity. Whether you're considering surrogacy as an option or already engaged in the journey, our aim is to empower you with knowledge and support to make informed decisions and experience a fulfilling surrogacy experience. Similar to adoption, surrogacy delineates the distinction between the nurturing mother and the legally defined "natural" mother. However, gestational surrogacy further dissects this concept, assigning roles to both the genetic and birth mothers, thereby establishing biological connections with the child for two women. Due to its tendency to objectify individuals and strip away their humanity, coupled with the myriad legal, social, and psychological complexities it entails, accepting surrogacy as a viable method of procreation is evidently unwise.

CHAPTER 1

INTRODUCTION

1.1 General Introduction

We extend empathetic support and guidance to individuals and couples commencing their surrogacy journey. Our objective is to assist you in maneuvering through the complexities of the surrogacy process with compassion, proficiency, and unwavering integrity.

Surrogacy is a deeply personal and emotional experience, and We recognize the significance of having a dependable and credible ally accompanying you throughout your journey. Whether you're contemplating becoming a surrogate, searching for a surrogate to expand your family, or exploring other avenues to parenthood, we're committed to furnishing you with the necessary information, resources, and assistance to empower your decision-making process. Our team comprises seasoned experts who are committed to delivering individualized assistance and direction suited to your specific requirements and situation. From legal and medical considerations to emotional support and practical assistance, we are committed to ensuring that your surrogacy journey is as smooth and fulfilling as possible.

At our surrogacy agency, we prioritize the well-being and happiness of all parties involved, including intended parents, surrogates, and the precious babies brought into the world through this incredible process. We are committed to nurturing transparent communication and mutual respect, and trust throughout the surrogacy journey, creating a supportive and nurturing environment for everyone involved.

If you're at the initial stage of considering surrogacy or already embarked on your surrogacy path, we're here to assist you through every phase. Feel free to browse our website and discover more about the services we offer, and reach out to us with any questions or concerns you may have. Together, we can turn your dreams of parenthood into reality.

1.2 Objective of the Project

One significant objective for a surrogacy website could be to provide comprehensive and reliable information about the surrogacy process. This includes detailing the steps involved, legal considerations, medical procedures, costs, and emotional support resources for intended parents, surrogates, and their families. The website should aim to be a trusted source of knowledge for individuals considering surrogacy, assisting them in making well-informed decisions and confidently navigating the intricacies of the process with support.

- To bring multiple at one place.
- Allow users to choose hospital of their own choice.
- Easy appointments.

1.3 Existing System

All processes in existing system are handled manually. All tasks within the two current systems are carried out through human intervention. As all the work is done manually, there were a lot of workload on agency. And also includes physical moments of users and surrogates in visiting the hospitals. This is so slow and time consuming.

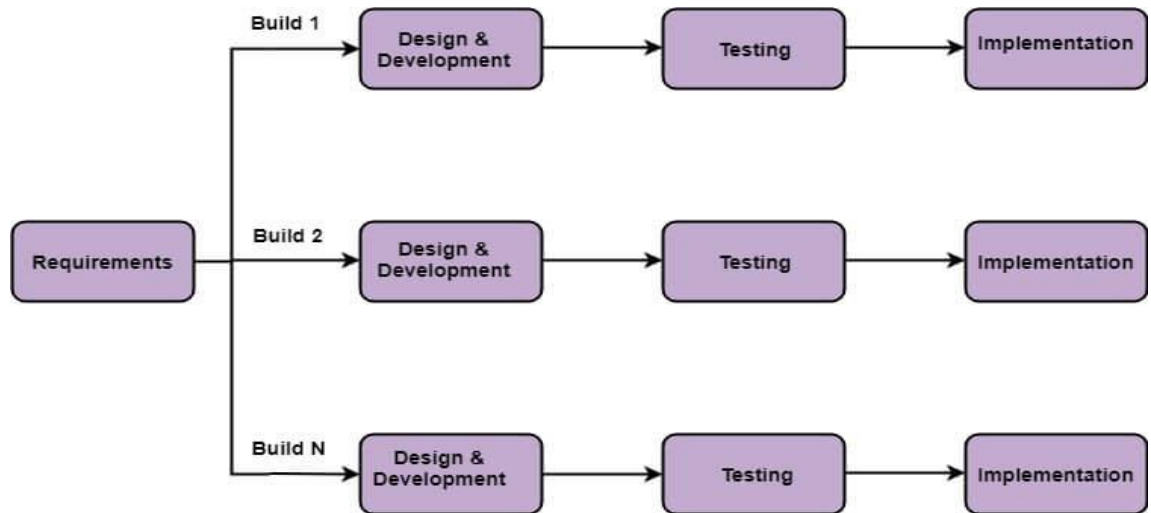
- Existing system are a failing in providing quick operation
- Processing very lengthy and time consuming.

1.4 Proposed System

The proposed system aims to enhance facilities by addressing the limitations of the existing system. It offers enhanced security measures and minimizes manual workload.

- Ensuring data security.
- Oversight of multiple hospitals.
- Effective management of various operations.
- Reducing reliance on manual data input.
- Greater efficiency.
- Can include multiple doctors.

1.5 Methodology Used



- The working of the project started by gathering the requirements. Once the requirements were finalized, the remaining process i.e. Designing, Coding, Testing and Implementation were carried out in an incremental way.
- This Project is divided into different builds like admin module, customer module, service provider module, login and registration forms, booking form and so on.
- The layouts of all forms were designed with respect to the requirements.
- The first build included the first module of the project i.e. Admin Module. Admin login, adding categories, sub categories, viewing registered users, categories, sub categories deleting the users, categories, sub categories etc. were completed.
- The second build included the second module of the project i.e. Service Provider Module. Service Provider registration, login and other functionalities like view bookings, Edit profile, Change password and delete my account.
- The Third build included the third module of the project i.e. Customer Module. Customers can view the services and service providers, they can select the category and sub category and search by location and Customers can book the service which they need with required information asked in the booking form.
- Testing was done to each builds keeping in mind the test cases.
- Hence with increments the whole project was developed that represents the incremental

CHAPTER 2

REVIEW OF LITERATURE

2.1 Review Summary

Surrogacy arrangements dates back to ancient times, with references to surrogate motherhood found in religious texts and historical documents. However, it wasn't until the late 20th century that surrogacy gained widespread attention and acceptance as a viable means of family building. During its initial phases, surrogacy predominantly involved traditional surrogates, who had genetic connections to the children they carried. Nonetheless, the proliferation of in vitro fertilization (IVF) technology in the 1970s brought about the rise of gestational surrogacy as a widespread practice, whereby a surrogate bearing the child is not biologically related to them.

Several studies have examined the features and functionalities of surrogacy websites. For example, Hertz et al. (2017) conducted a content analysis of 18 surrogacy agency websites and identified common elements such as information about the surrogacy process, profiles of surrogates, legal resources, and testimonials from previous clients. Similarly, Smith and Palermo (2019) analyzed 25 surrogacy websites and found that most platforms offered detailed data about the screening process for surrogates, the legal considerations of surrogacy, and financial considerations.

Several studies have investigated the content and quality of information provided on surrogacy websites. For example, Smith and Johnson (2018) conducted a content analysis of 50 surrogacy agency websites and found that the majority of them provided information on the surrogacy process, legal aspects, and financial considerations. However, they also identified gaps in information associated with the emotional and psychological dimensions of surrogacy.

CHAPTER 3

SYSTEM CONFIGURATION

3.1 Hardware Requirements

Processor : Intel i5, Ryzen 5.
Ram : 4GB and more.
Hard Disk : 500GB and more.

3.2 Software Requirements

Operating System : Windows 10,11.
Languages : HTML, CSS, Django, Python.
Graphical User Interface (GUI) : VS code.
Database : MySql

CHAPTER 4

MODULES DESCRIPTION

4.1 Modules

Admin

- Can register and login on portal for future assistance.
- Manages and includes multiple hospitals.
- Can add admin in his absence.
- Can remove unwanted hospitals.

Hospital

- Add and manage doctors and surrogates.
- Manage parent details.
- Fix appointments.
- Generate receipt.
- Manage payment details.

Doctors

- Manage parent details.
- Assign surrogate to parents.
- Manage children's details.
- Can view payment details.

Surrogates

- Manage children's details.
- Can view payment details.
- Can view parent details.

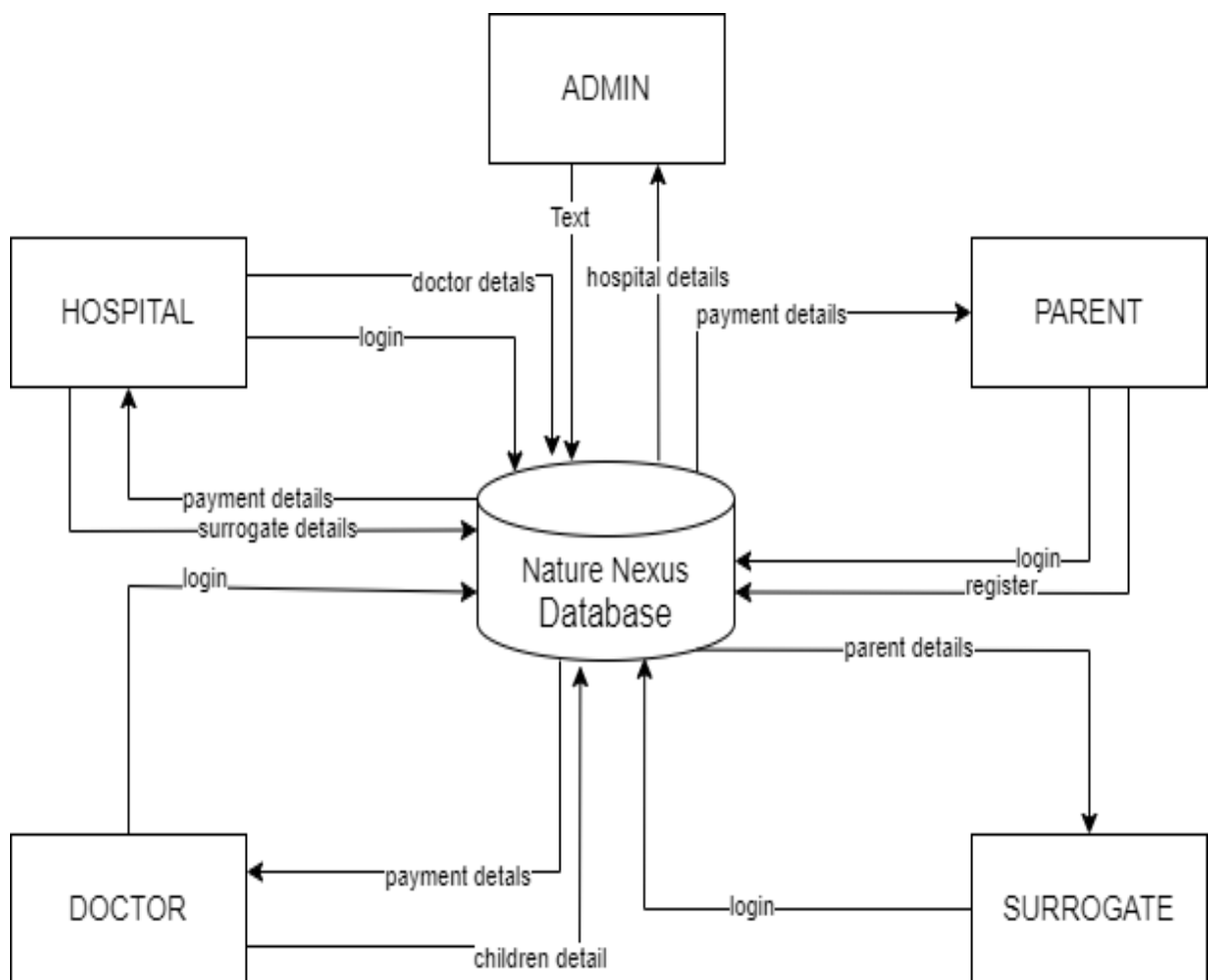
Users(parent)

- Can register and login on portal for future assistance.
- Can create profile.
- Can choose hospital of their own choice.
- Can view receipt and make payment.
- Can take appointment.

CHAPTER 5

SYSTEM DESIGN

5.1 Data Flow Diagram



5.2 Use Case Diagram



CHAPTER 6

SYSTEM IMPLEMENTATION

6.1. Implementation

```
<!DOCTYPE html>
<html lang="en">
<head>
  <meta charset="utf-8">
  <title>Surrogacy</title>
  <meta content="width=device-width, initial-scale=1.0" name="viewport">
  <meta content="" name="keywords">
  <meta content="" name="description">

  <!-- Favicon -->
  <link href="/static/admin/img/favicon.ico" rel="icon">

  <!-- Google Web Fonts -->
  <link rel="preconnect" href="https://fonts.googleapis.com">
  <link rel="preconnect" href="https://fonts.gstatic.com" crossorigin>
  <link
href="https://fonts.googleapis.com/css2?family=Heebo:wght@400;500;600;700&di
splay=swap" rel="stylesheet">

  <!-- Icon Font Stylesheet -->
  <link href="https://cdnjs.cloudflare.com/ajax/libs/font-
awesome/5.10.0/css/all.min.css" rel="stylesheet">
  <link href="https://cdn.jsdelivr.net/npm/bootstrap-icons@1.4.1/font/bootstrap-
icons.css" rel="stylesheet">
```

```
<!-- Libraries Stylesheet -->
<link href="/static/admin/lib/owlcarousel/assets/owl.carousel.min.css"
rel="stylesheet">
<link href="/static/web/lib/tempusdominus/css/tempusdominus-bootstrap-
4.min.css" rel="stylesheet" />

<!-- Customized Bootstrap Stylesheet -->
<link href="/static/admin/css/bootstrap.min.css" rel="stylesheet">

<!-- Template Stylesheet -->
<link href="/static/admin/css/style.css" rel="stylesheet">
</head>

<body>
<div class="container-xxl position-relative bg-white d-flex p-0">
  <!-- Spinner Start -->
  <div id="spinner" class="show bg-white position-fixed translate-middle w-100
vh-100 top-50 start-50 d-flex align-items-center justify-content-center">
    <div class="spinner-border text-primary" style="width: 3rem; height: 3rem;"
role="status">
      <span class="sr-only">Loading...</span>
    </div>
  </div>
  <!-- Spinner End -->
  <!-- Sidebar Start -->
  <div class="sidebar pe-4 pb-3">
    <nav class="navbar bg-light navbar-light">
      <a href="/index/" class="navbar-brand mx-4 mb-3">
        <h3 class="text-primary"><i class="fa fa-star me-2"></i>Admin</h3>
      </a>
```

```
<!-- <div class="d-flex align-items-center ms-4 mb-4">
  <div class="position-relative">
    
    <div class="bg-success rounded-circle border border-2 border-white
position-absolute end-0 bottom-0 p-1"></div>
  </div>
  <div class="ms-3">
    <h6 class="mb-0">Jhon Doe</h6>
    <span>Admin</span>
  </div>
</div> -->
<div class="navbar-nav w-100">
  <a href="/admin_master/" class="nav-item nav-link active"><i class="fa
fa-table me-2"></i>Admin Master</a>
  <a href="/hospital/" class="nav-item nav-link"><i class="fa fa-table me-
2"></i>Hospital</a>
  <a href="/open_payment_details/" class="nav-item nav-link"><i
class="fa fa-table me-2"></i>Payment Details</a>

  <div class="nav-item dropdown">
    <a href="#" class="nav-link dropdown-toggle" data-bs-
toggle="dropdown"><i class="far fa-file-alt me-2"></i>Account</a>
    <div class="dropdown-menu bg-transparent border-0">
      <a href="/signin/" class="dropdown-item">Sign In</a>

    </div>
  </div>
</div>
</nav>
```

```
</div>

<!-- Sidebar End -->

<!-- Content Start -->

<div class="content">

  <!-- Navbar Start -->


  <!-- Sale & Revenue Start -->

  <div class="container-fluid pt-4 px-4">

    <div class="row g-4">

      <div class="col-sm-6 col-xl-3">

        <div class="bg-light rounded d-flex align-items-center justify-content-
between p-4">

          <i class="fa fa-chart-line fa-3x text-primary"></i>

          <div class="ms-3">

            <p class="mb-2">Today Appointments</p>

            <h6 class="mb-0">₹1234</h6>

          </div>

        </div>

      </div>

      <div class="col-sm-6 col-xl-3">

        <div class="bg-light rounded d-flex align-items-center justify-content-
between p-4">

          <i class="fa fa-chart-bar fa-3x text-primary"></i>

          <div class="ms-3">

            <p class="mb-2">Total Sale</p>

            <h6 class="mb-0">₹1234</h6>

          </div>

        </div>

      </div>

    </div>

  </div>

  <div class="col-sm-6 col-xl-3">
```

```
<div class="bg-light rounded d-flex align-items-center justify-content-  
between p-4">  
    <i class="fa fa-chart-area fa-3x text-primary"></i>  
    <div class="ms-3">  
        <p class="mb-2">Today Revenue</p>  
        <h6 class="mb-0">₹1234</h6>  
    </div>  
</div>  
</div>  
</div>  
<div class="col-sm-6 col-xl-3">  
    <div class="bg-light rounded d-flex align-items-center justify-content-  
between p-4">  
        <i class="fa fa-chart-pie fa-3x text-primary"></i>  
        <div class="ms-3">  
            <p class="mb-2">Total Revenue</p>  
            <h6 class="mb-0">₹1234</h6>  
        </div>  
    </div>  
</div>  
</div>  
</div>  
</div>  
<!-- Sale & Revenue End -->  
  
<!-- Footer Start -->  
<div class="container-fluid pt-4 px-4">  
    <div class="bg-light rounded-top p-4">  
        <div class="row">  
            <div class="col-12 col-sm-6 text-center text-sm-start">  
                &copy; <a href="#">surrogacy</a>, All Right Reserved.  
            </div>  
        </div>  
    </div>  
</div>
```

```
<div class="col-12 col-sm-6 text-center text-sm-end">
    <!--/** This template is free as long as you keep the footer author's
    credit link/attribution link/backlink. If you'd like to use the template without the
    footer author's credit link/attribution link/backlink, you can purchase the Credit
    Removal License from "https://htmlcodex.com/credit-removal". Thank you for your
    support. ***/-->
    <!-- Designed By <a href="https://htmlcodex.com">HTML Codex</a>
-->
    </br>
    <!-- Distributed By <a class="border-bottom" href="#"
target="_blank">ThemeWagon</a> -->
    </div>
</div>
</div>
</div>
</div>
<!-- Footer End -->
</div>
<!-- Content End -->

<!-- Back to Top -->
<a href="#" class="btn btn-lg btn-primary btn-lg-square back-to-top"><i
class="bi bi-arrow-up"></i></a>
</div>

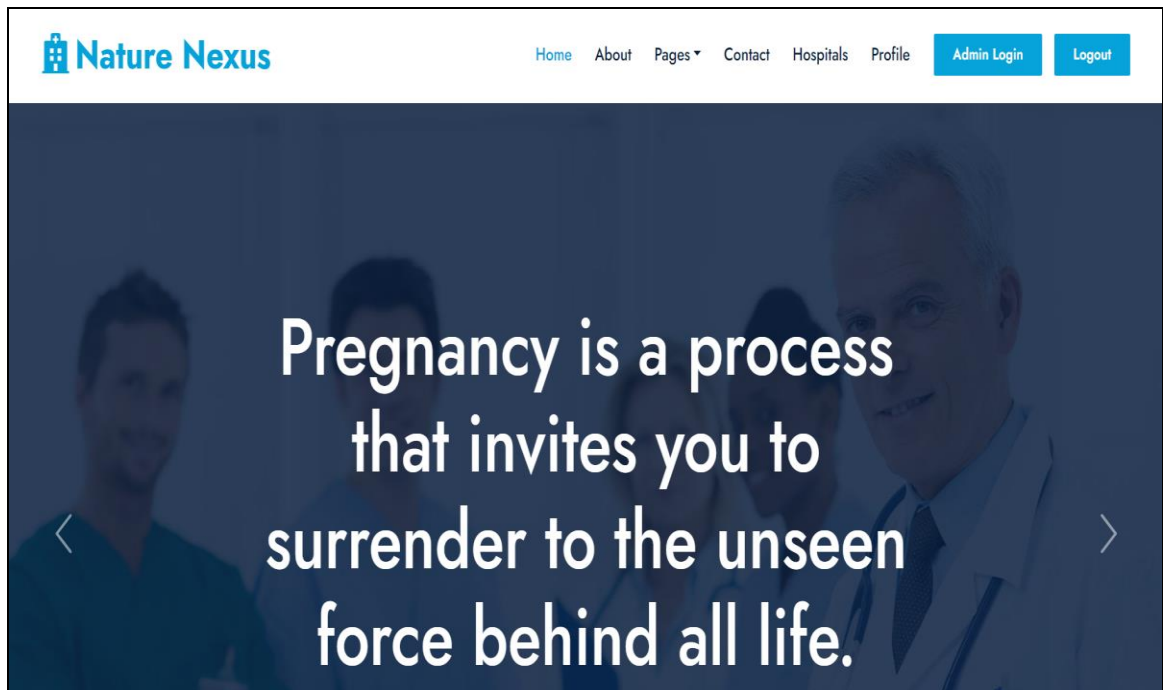
<!-- JavaScript Libraries -->
<script src="https://code.jquery.com/jquery-3.4.1.min.js"></script>
<script
src="https://cdn.jsdelivr.net/npm/bootstrap@5.0.0/dist/js/bootstrap.bundle.min.js"
></script>
<script src="/static/admin/lib/chart/chart.min.js"></script>
```

```
<script src="/static/admin/lib/easing/easing.min.js"></script>
<script src="/static/admin/lib/waypoints/waypoints.min.js"></script>
<script src="/static/admin/lib/owlcarousel/owl.carousel.min.js"></script>
<script src="/static/admin/lib/tempusdominus/js/moment.min.js"></script>
<script src="/static/admin/lib/tempusdominus/js/moment-
timezone.min.js"></script>
<script src="/static/admin/lib/tempusdominus/js/tempusdominus-bootstrap-
4.min.js"></script>

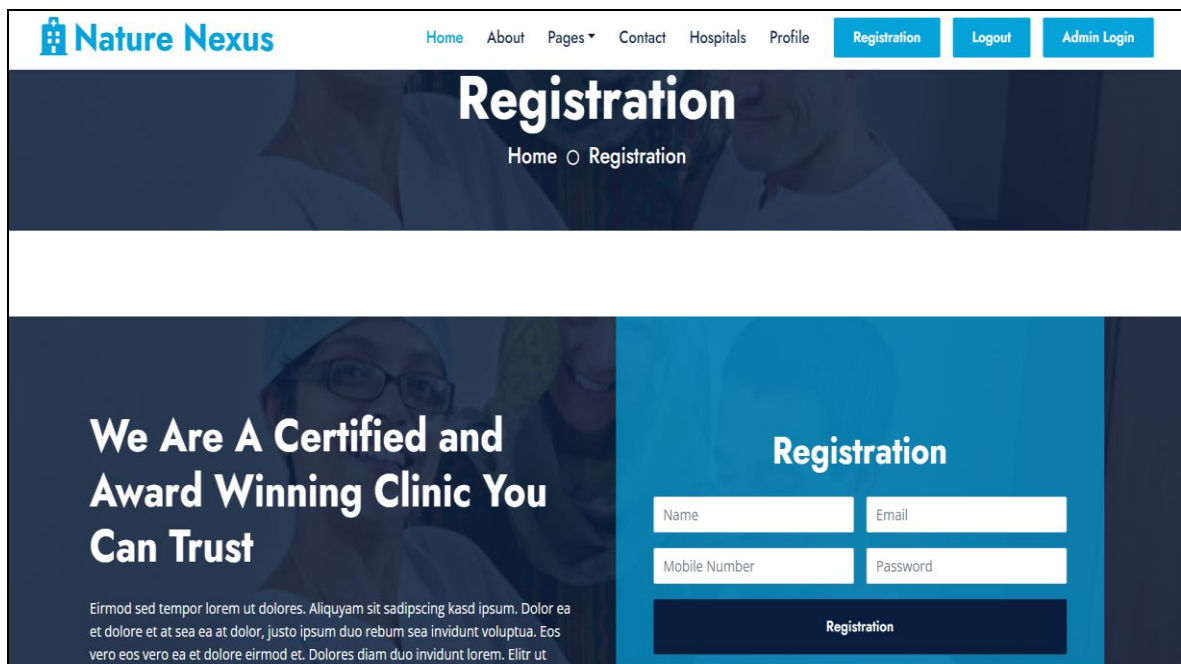
<!-- Template Javascript -->
<script src="/static/admin/js/main.js"></script>
</body>
</html>
```

6.2 Screen Shots

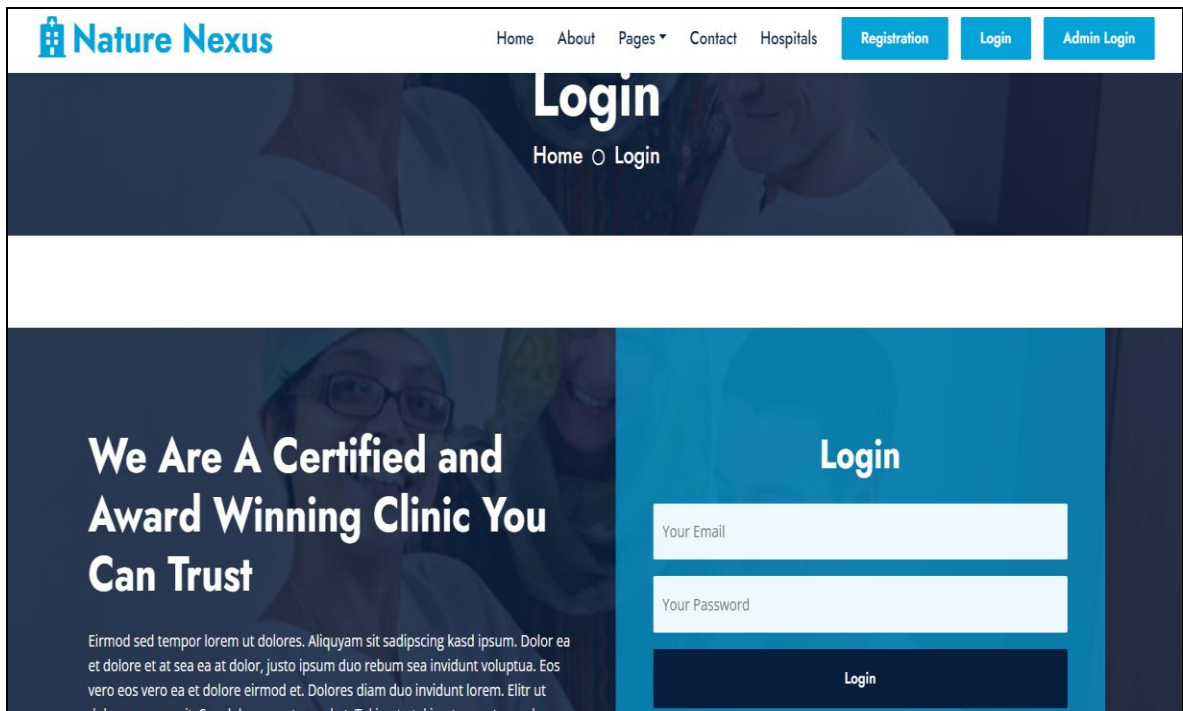
6.2.1 Home Page



6.2.2 Registration page

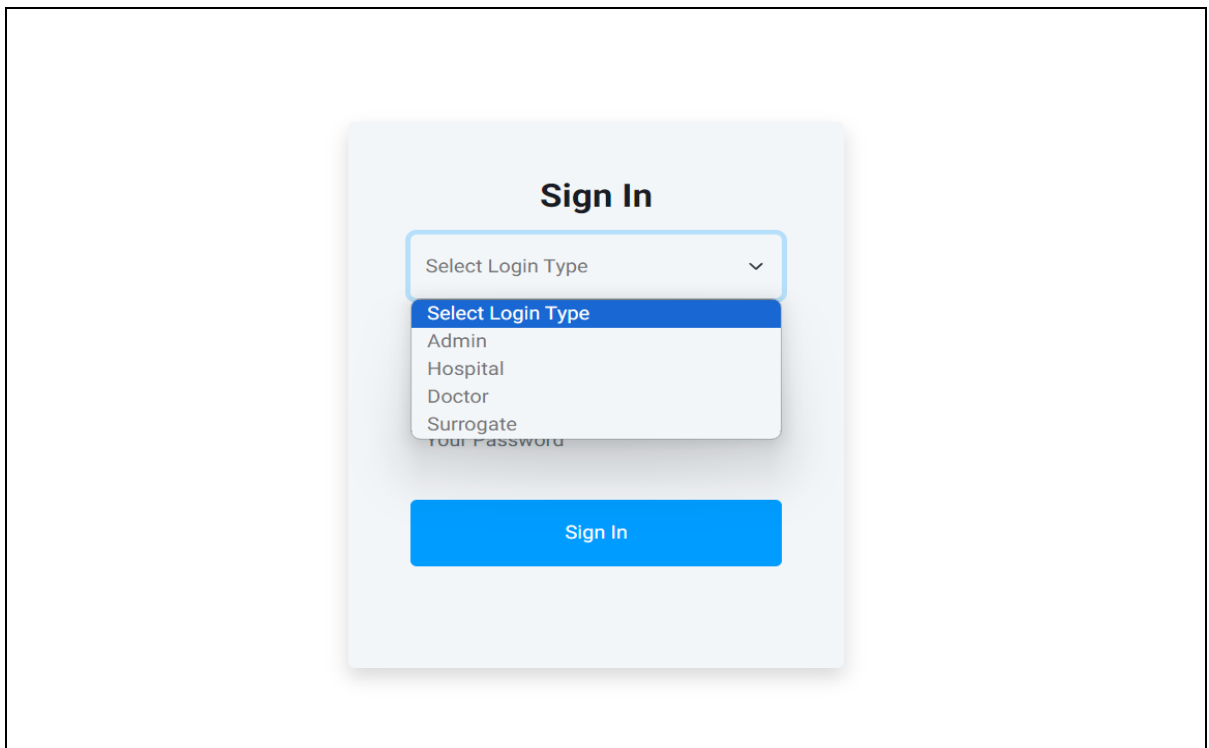


6.2.3 Login page



The screenshot shows the 'Login' page of the Nature Nexus website. The header includes the 'Nature Nexus' logo and navigation links: Home, About, Pages, Contact, Hospitals, Registration, Login, and Admin Login. The main content area features a large banner with the text 'We Are A Certified and Award Winning Clinic You Can Trust' and a paragraph of placeholder text. To the right of the banner is a 'Login' form with fields for 'Your Email' and 'Your Password', and a 'Login' button.

6.2.4 Admin and other login



The screenshot shows a 'Sign In' modal window. It contains a dropdown menu labeled 'Select Login Type' with options: Admin, Hospital, Doctor, and Surrogate. Below the dropdown is a 'Your Password' field and a 'Sign In' button.

6.2.5 Admin dashboard

★ Admin

Admin Master

Hospital

Payment Details

Account

ADD

Admin master

Show 10 entries

Search:

Sl No	Name	Email	Mobile	Action
1	admin	admin@gmail.com	1234567890	<a>Edit <a>Delete

Showing 1 to 1 of 1 entries

Previous

1

Next

© Naturenexus, All Right Reserved.

↑

6.2.6 Hospital dashboard

★ Hospital

Appointments

Doctors

Surrogates

Parent Info

Children

Generate Receipt

Payment Details

Account

Appointment Requests

Show 10 entries

Search:

Sl No	Name	Mobile	Email	Status	Action
No data available in table					
1	priya	priya@gmail.com	1234566788	Request Accepted	<a>Set Appointment

Showing 0 to 0 of 0 entries

Previous

Next

© Naturenexus, All Right Reserved.

↑

6.2.7 Doctor dashboard

★ Doctor

Parent Details

Childrens

Account

Show 10 entries

Search:

SI No	Name	Email	Mobile	Surrogate	Action
No data available in table					
1	priya	priya@gmail.com	1234566788	shruti	Assign surrogates

Showing 0 to 0 of 0 entries

Previous Next

© Naturenexus, All Right Reserved.

6.2.8 Surrogate dashboard

★ Surrogate

Manage Childrens

Payment Details

Parent Details

Account

ADD

Show 10 entries

Search:

SI No	Name	Hospital Name	Parent Name	Action
No data available in table				

Showing 0 to 0 of 0 entries

Previous Next

© surrogacy, All Right Reserved.

CHAPTER 7

SYSTEM TESTING

7.1 Test Cases

Test case ID	Test Scenario	Pre-Conditions	Test Steps	Expected Results	Actual Results	Test Results
TC_1	Verify login and Password.	Browser Launched and Navigate to https://democontosodatadevaos.sandbox.ax.dynamics.com/?cmp=USMF&mi=DefaultDashboard	Enter the valid Username and Password successfully.	Login must be successful.	Login successfully done.	Pass
TC_2	Create new purchase order	Login Successful	1.Click new order in left most part of Dashboard. 2.Enter the Vendor account and site name. 2.Save the details after entering mandatory fields.	Purchase order must be successful.	Purchase order Creation successfully done.	Pass
TC_3	Search Item number	Login Successful	Enter the associated item number for the vendor	Enter the associated item number for the vendor	Item number must be added successfully	Pass
TC_4	Save and confirm Purchase order	Login Successful	Click the save button and confirm the purchase order.	Click the save button and confirm the purchase order.	Purchase order Creation must be successful.	Pass

7.1.1 Unit Testing

Unit testing involves examining individual components or units within a software application to ensure their intended operation. It aids in detecting defects in isolation and confirms the autonomous functionality of these components.

7.1.2 Integration Testing

Integration testing validates the interaction and cooperation among distinct components or modules within a software system. Its purpose is to ensure the harmonious functioning of integrated parts as anticipated.

7.1.3 Validation Testing

Validation testing confirms that the software aligns with defined requirements and effectively delivers its intended functionalities. The emphasis is on ensuring the software meets user needs and expectations effectively.

7.1.4 Acceptance Testing

Acceptance testing assesses whether the software meets user requirements and is prepared for deployment. This assessment involves end-users evaluating the software's performance and suitability for practical application.

CHAPTER 8

RESULTS AND DISCUSSION

8.1 Conclusion

The consolidation of surrogacy websites for multiple hospitals into a single centralized platform provides substantial advantages to individuals and couples embarking on the surrogacy journey. By bringing together resources, information, and support services from multiple healthcare institutions, these comprehensive surrogacy websites provide a one-stop destination for intended parents and surrogates alike.

The convenience and accessibility afforded by centralized surrogacy websites streamline the surrogacy process, making it easier for individuals to navigate complex medical, legal, and logistical considerations. Moreover, the involvement of multiple hospitals ensures access to a diverse range of medical expertise and support services, enhancing the quality of care and support available to all parties involved.

8.2 Future Enhancements

- Virtual Consultations: Integrate telemedicine capabilities to facilitate virtual consultations between intended parents, surrogates, and healthcare professionals, reducing the need for in-person visits and improving accessibility.
- Peer Support Forums: Create online forums or support groups where intended parents and surrogates can establish connections with others who have undergone similar experiences, fostering a sense of community and providing mutual support.
- Extend website to wide range of locations making it available for people how are geographically located.

CHAPTER 9

REFERENCES

9.1 Text Reference

- [1] PHP and MySQL Web Development (Developer's Library).
- [2] JavaScript and jQuery: The Missing manual.
- [3] <https://surrogacyindia.com/>
- [4] <https://www.varta.org.au/surrogacy>
- [5] Introduction to Database Systems by Elmarsi and Navathe.
- [6] <https://www.sciencedirect.com/topics/medicine-and-dentistry/surrogacy>

9.2 Web Reference

- [7] <https://www.codecademy.com/>
- [8] <https://docs.python.org/3/tutorial>
- [9] <https://www.pfcla.com/blog/best-egg-donation-surrogacy-agencies-us>
- [10] <https://www.india.gov.in/national-art-surrogacy-registry?page=7>